



Huxley



Our Huxley lantern is manufactured from aluminium and is available with a decorative crown to beautifully replicate classic Victorian styling. Unlike our Kingsley lantern, the Huxley is available with all four of our optic options.

Image shown with soft COB optic and fabricated open frog base.

Each lantern is manufactured using carefully selected components and a skilful assembly.

Main Features:

- Tool-free access luminaire housing
- UKCA/CE Marked
- DALI enabled
- Available with pre-programmed dimming profile
- Luminaire frame designed to IP54
- Electrical compartment tested to IP66
- Optical compartment tested to IP66
- Automotive-grade sealing gasket

Materials:

- 2mm sturdy aluminium housing
- Anti-vandal, UV resistant clear polycarbonate bowl

Technical:

- Nominal weight: 11 kg (varies depending on specification)
- Windage: 0.2m²
- Recommended mounting height: 3-8 metres

Choose from:

- Standard or marine-grade coating
- Available powder coated to any RAL colour
- Traditional 76mm fabricated frog base or 76mm cast base
- Miniature photocell or CMS
- Range of light shields available
- Available with or without decorative crown

Optic options:



Varoptic®



Soft COB

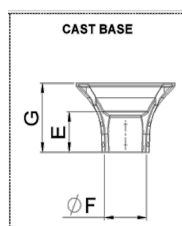
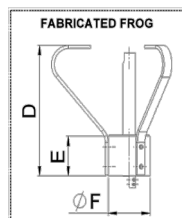
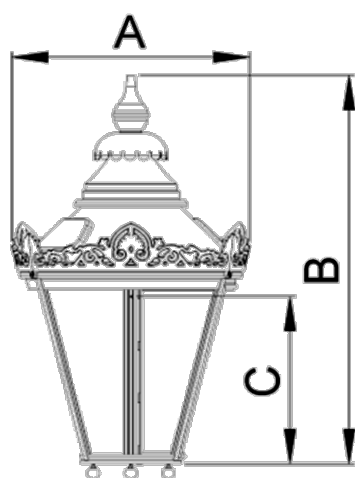


Jewel



LED Array

Specification



A	490mm
B	846mm
C	360mm
D	234mm
E	75mm
F	76mm
G	120mm

	Varoptic®	Jewel	Soft COB	LED Array	Notes
Optical					
Lumen output range	350-5500Lm	200-2100Lm	1000-7300Lm	1000 - 15500Lm	
Colour Temperature	2700k / 3000k	2200k	3000k / 4000k	2200k / 2700k / 3000k / 4000k	Others available on request
CRI	70	70	70	70	
S/P Ratio	1.2 - 1.27	1.0	1.2 - 1.5	1 - 1.5	2200k = 1 2700k = 1.2 3000k = 1.27 4000k = 1.5
Distribution Options	ISENA Type II, III & V	Area	ISENA Type II, III & V	ISENA Type II, III & V	
LM-80	L90B10	L90B10	L90B10	L90B10	>100,000Hrs

Electrical					
Power range	3.5-75W	2 - 27W	8 - 52W	10 - 110W	
Input Voltage	220 - 240V	220 - 240V	220 - 240V	220 - 240V	
Power Factor	>0.97	>0.95	>0.97	>0.97	
Frequency	50 / 60Hz	50 / 60Hz	50 / 60Hz	50 / 60Hz	

Luminaire Characteristics		
Classification	Class 1	
Control	10 - 100%	Pre-set, DALI, Profile, Line Switch, 4 step
Temperature Range	-20 to +25 °C	Testing based on 25°C ambient, higher temperatures will impact LM-80 results